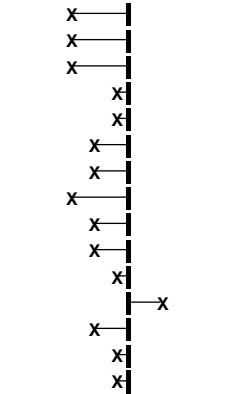


Hindley Abram

Township Ranking
Worst Avg Best
10 9 8 7 6 5 4 3 2 1

Ambitious Communities

NI 175a Children eligible for Free School Meals within 15 mins of a primary school
 NI 175b Children eligible for Free School Meals within 20 mins of a secondary school
 NI 175c Households without a car within 15 mins of a GP surgery
 Out of Work Benefit Claimants
 Job Seekers' Allowance claimants
 Job Seekers' Allowance claimants - Claiming for more than 6 months
 Job Seekers' Allowance claimants - Claiming for more than 12 months
 NI 163 Residents with Level 2 Qualifications
 NI 163 Residents with Level 3 Qualifications
 Number of VAT/PAYE Enterprises (Businesses) in the area
 Number of VAT/PAYE Local Units (e.g. single shops etc) in the area
 New Enterprises (enterprises that are less than 2 years old) in the area
 Mean House Price
 Residents claiming Housing and/or Council Tax benefit
 NI 117 Young People Classed as NEET (Not in Education, Employment or Training)



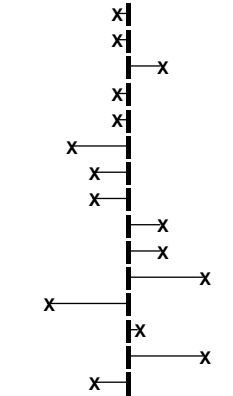
Building Stronger Communities

NI 1 Residents who think people from different backgrounds get on well
 NI 4 Residents who feel they can influence local decisions
 Residents who have visited a park in the last 12 months
 Residents satisfied with local parks
 NI 17 Residents' perceptions of Anti Social Behaviour as a problem in the area
 NI 41 Residents' perceptions of drunk/rowdy behaviour as a problem in the area
 NI 42 Residents' perceptions of drug use/dealing as a problem in the area
 Incidents of Youths Causing Annoyance in the area
 Incidents of Alcohol Misuse in the area
 Incidents of Motorbike Nuisance in the area
 NI 27 Understanding of local concerns about ASB by the police and local council
 NI 21 Dealing with ASB by police & LA
 NI 15 Incidents of Serious Violent Crime in the area
 NI 33i Incidents of Vehicle fires in the area
 NI 33ii Incidents of Small fires in the area



Living Healthier and Longer

NI 119 - Self-reported measure of residents' health
 Death rate (all causes)
 Male Death rate from Cancer
 Female Death rate from Cancer
 Male Death rate from Stroke
 Female Death rate from Stroke
 Male death rate from Coronary Heart Disease (CHD)
 Female death rate from Coronary Heart Disease (CHD)
 Residents who quit smoking within 4 wks
 Smoking contact rate
 Smoking quit rate
 NI 138 Residents aged 65+ who are satisfied with their local area
 NI 139 Residents who feel that older people get enough support to live independently
 Adult residents who receive home care
 Adult residents' who receive equipment from Adult Services



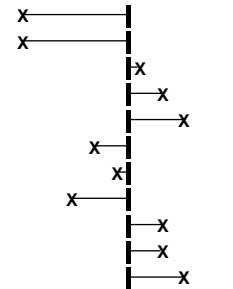
Realising Aspirations

NI 73 Children who achieve Level 4+ in SATs English & Maths
 NI 74 Children who achieve at least 5 A*-C GCSEs including English & Maths



Drivers to Satisfaction

NI 5 Overall/general satisfaction with the local area
 NI 2 People who feel they belong to their neighbourhood
 Residents who agree the Council provides Value For Money
 Residents who feel the area is safe to go outside after dark
 Residents who are satisfied with efforts to keep land free of litter and refuse
 Residents who are satisfied with parks and open spaces in the area
 Residents who are satisfied with Greater Manchester Police
 Residents who feel informed about where and how to register to vote
 NI 41 Residents' perceptions of drunk/rowdy behaviour as a problem in the area
 Residents' perceptions of vandalism and graffiti as a problem in the area
 Residents who agree public services are working to make things cleaner and greener



Note: Highlighted indicators are measured by the Place Survey