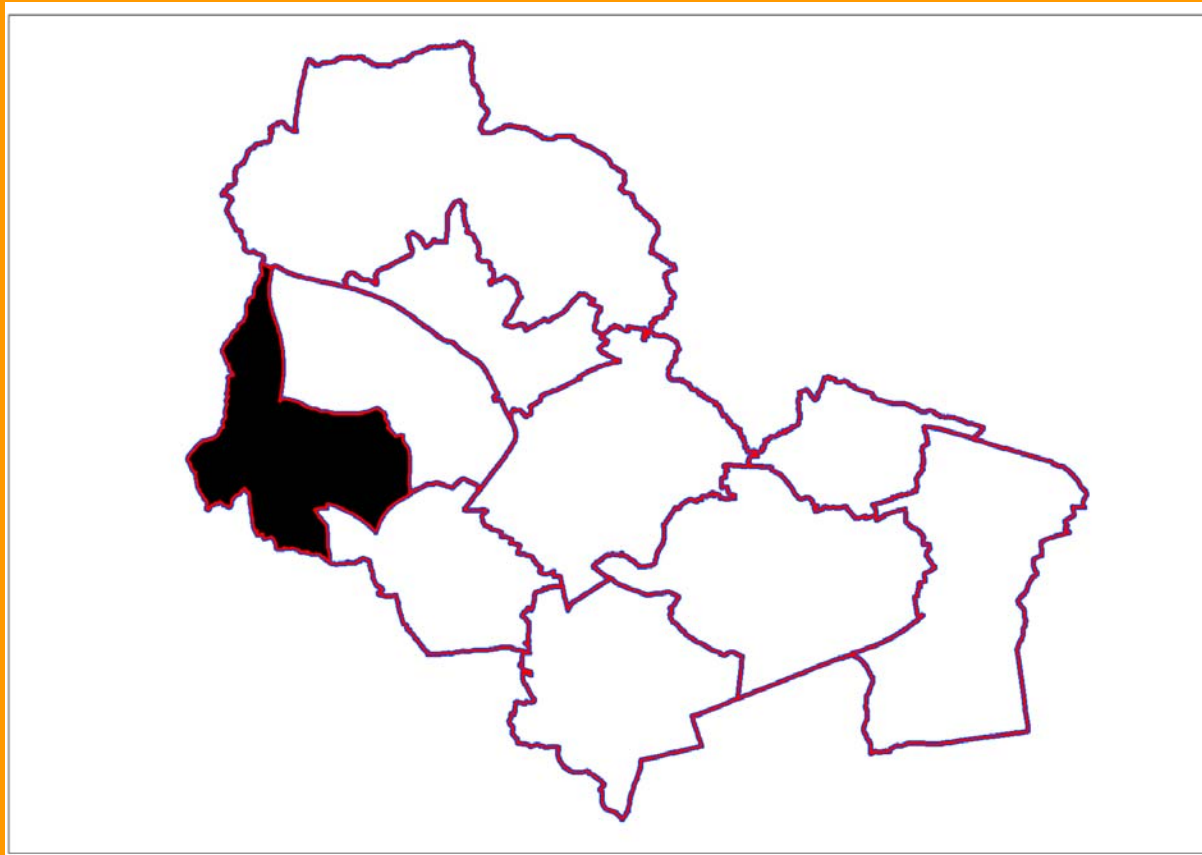


# Health Profile

## Orrell Billinge Winstanley Township



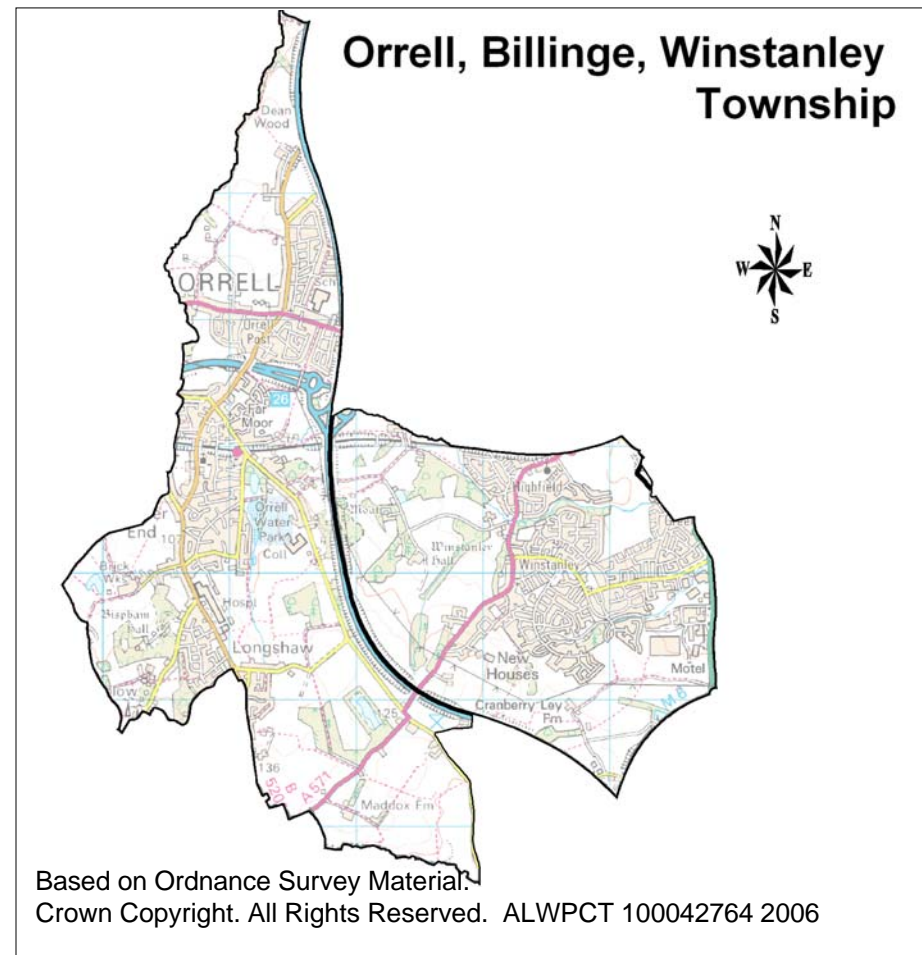
# Description

## General

- Orrell Billinge Winstanley Township is in the west of the borough bordering Standish Aspull Shevinton, Wigan South and Ashton Bryn Townships West Lancashire Borough Council and St Helens Metropolitan Authority to the west and south.
- Orrell Billinge Winstanley Township includes the electoral wards of Orrell and Winstanley.

## **Facilities and Services:**

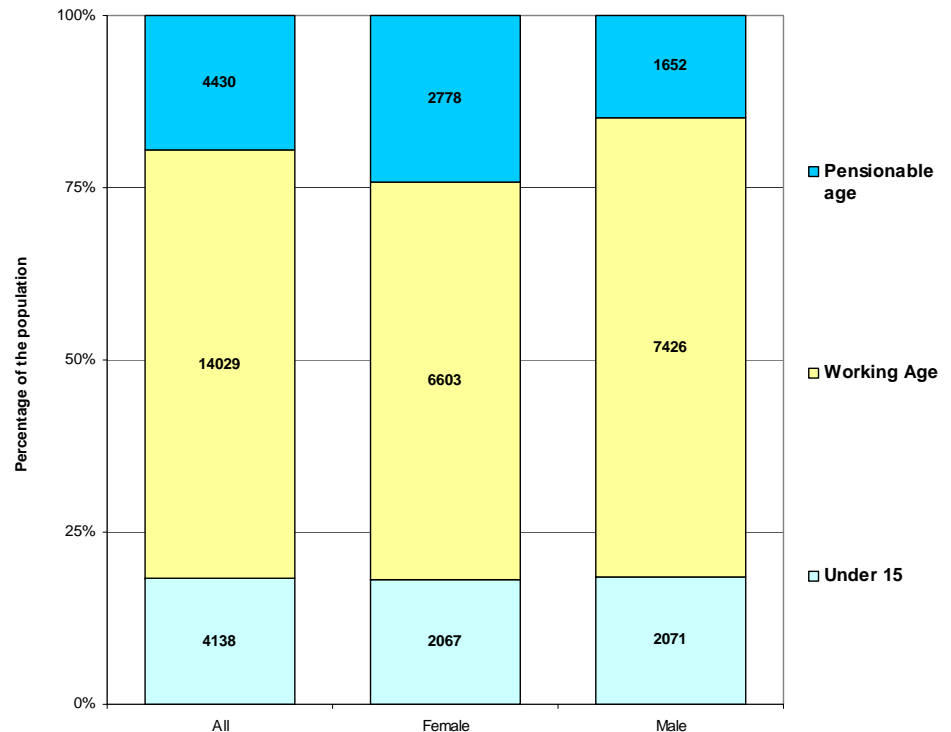
- 2 General Practices
- 3 Dental surgeries
- 3 Pharmacies
- The Health Trainer Service, Smoking Cessation Service and Lose Weight Feel Great all operate in this area.



# Population

- Orrell Billinge Winstanley Township has an estimated population of 22,597.
- This is one of the lowest of all the townships in the borough.
- Orrell Billinge Winstanley Township has one of the lowest population densities of all of Wigan's townships at 1,506 residents per square kilometre.
- 11,149 (19.34%) of the residents of Standish, Aspull, Shevington Township are male and 11,448 (50.66%) are female.
- Estimates indicate that there are over 1000 more women (2,778) than men (1,652) of pensionable age in Orrell Billinge Winstanley Township. Women of pensionable age make up 24.27% of the township population and men of pensionable age 14.82.

**Population breakdown for Orrell Billinge Winstanley Township**



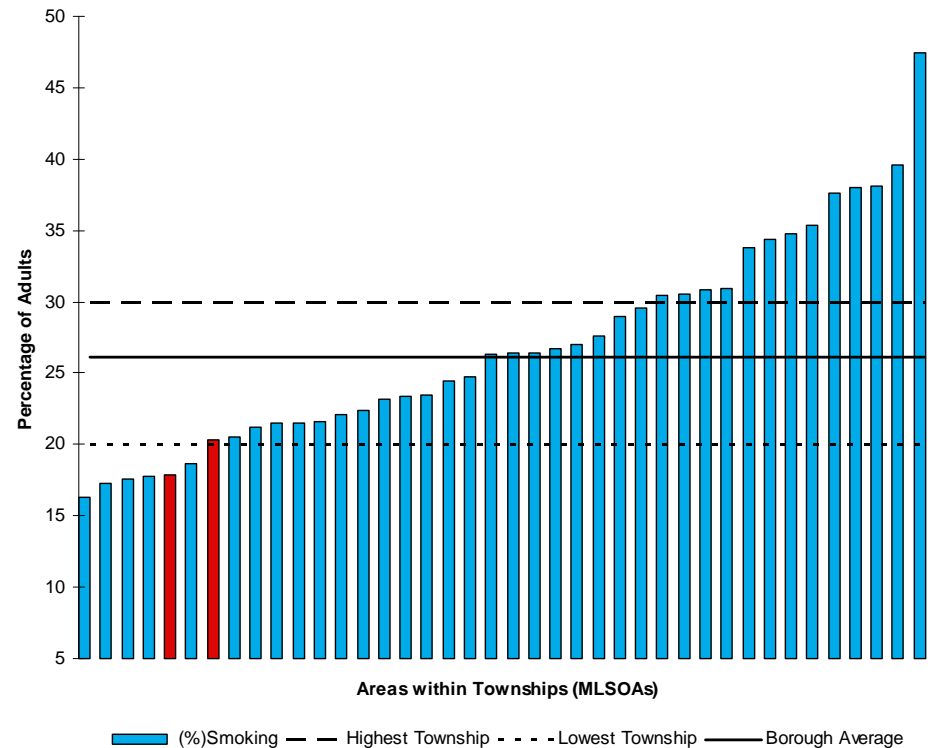
Based on ONS mid 2007 population estimates for middle layer super output areas. Pensionable age assumes male retirement age of 65 and female of 60.

# Lifestyle

## Smoking

- 26% of the adult population of Wigan borough are smokers compared with 24% in England overall.
- The Health and Lifestyle Survey (2005/2006) suggests that younger residents are more likely to be current smokers than older residents and men are more likely to have smoked than women.
- According official estimates Orrell Billinge and Winstanley Township has one of the lowest figures for adult smokers of any township in the borough at 19.1%.
- Estimates for smoking across Orrell Billinge and Winstanley Township range from 17.9% to 20.3%. These are among the lowest in the borough and are well below the borough average.

**Percentage of adults who smoke across Wigan Borough with areas in Orrell Billinge Winstanley Township highlighted**

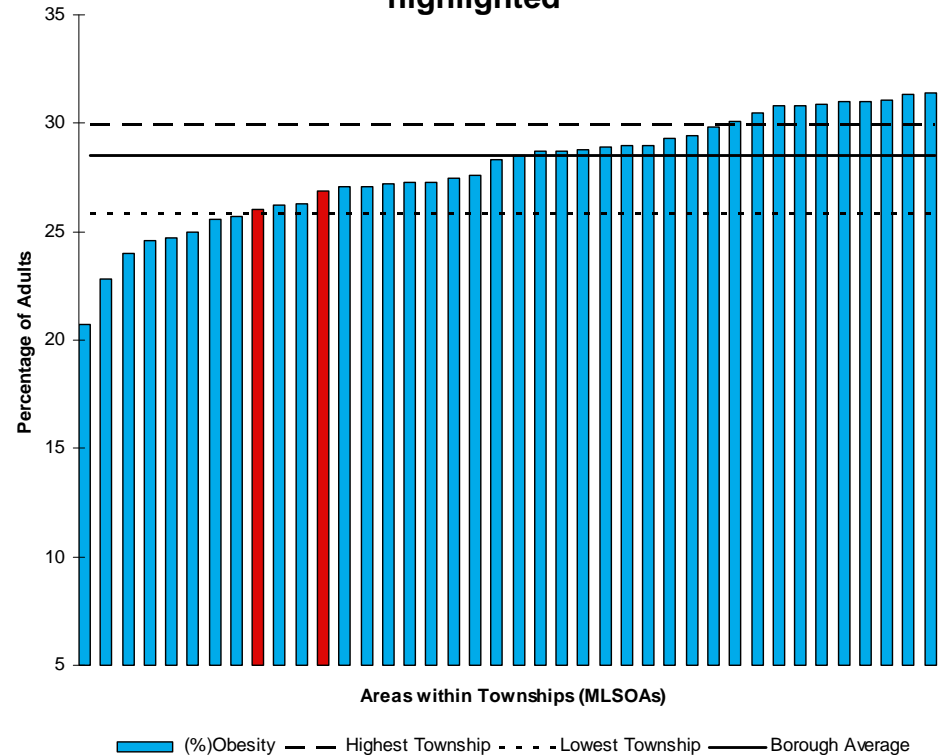


# Lifestyle

## Obesity

- Overall levels of adult obesity in Wigan borough are estimated to be much higher than the national average.
- 28.5% of the population of Wigan borough are obese compared to 23.6% of the England population as a whole.
- Levels of obesity in Orrell Billinge and Winstanley Township are estimated to be lower than the borough average but higher than the England average at 26.5%.
- There is little variation in obesity estimates across Orrell Billinge and Winstanley Township with figures of 26% and 26.9%.

**Percentage of obese adults across Wigan Borough with areas in Orrell Billinge Winstanley Township highlighted**

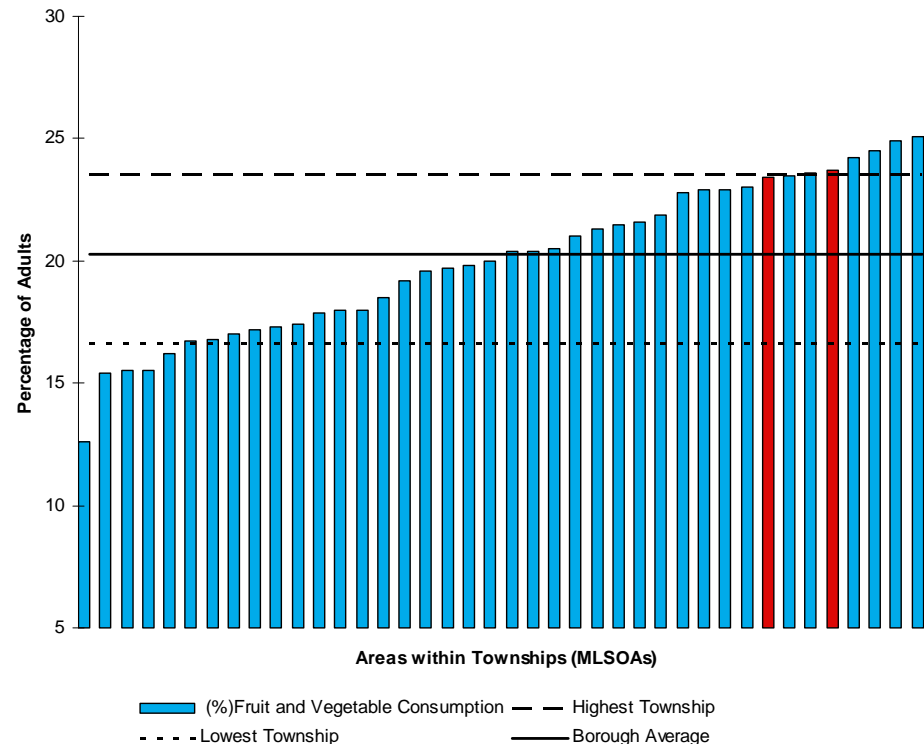


# Lifestyle

## Diet

- Fewer adults in Wigan have a healthy diet compared to England as a whole.
- The national average for healthy eating is 26.3%
- Estimates for healthy eating in Wigan borough suggest that only 20% of the adult population overall eat the recommended five daily portions of fruit and vegetables.
- 23.6% of adults in Orrell Billinge and Winstanley Township are estimate to eat the recommended five portions of fruit and vegetables per day.
- This is higher than the Wigan borough average although it is lower than the England average.
- There is a small range of estimates between areas in this township all of which are above the borough average and among the highest in the borough.

**Percentage of adults who eat healthily across Wigan Borough with areas in Orrell Billinge Winstanley Township highlighted**

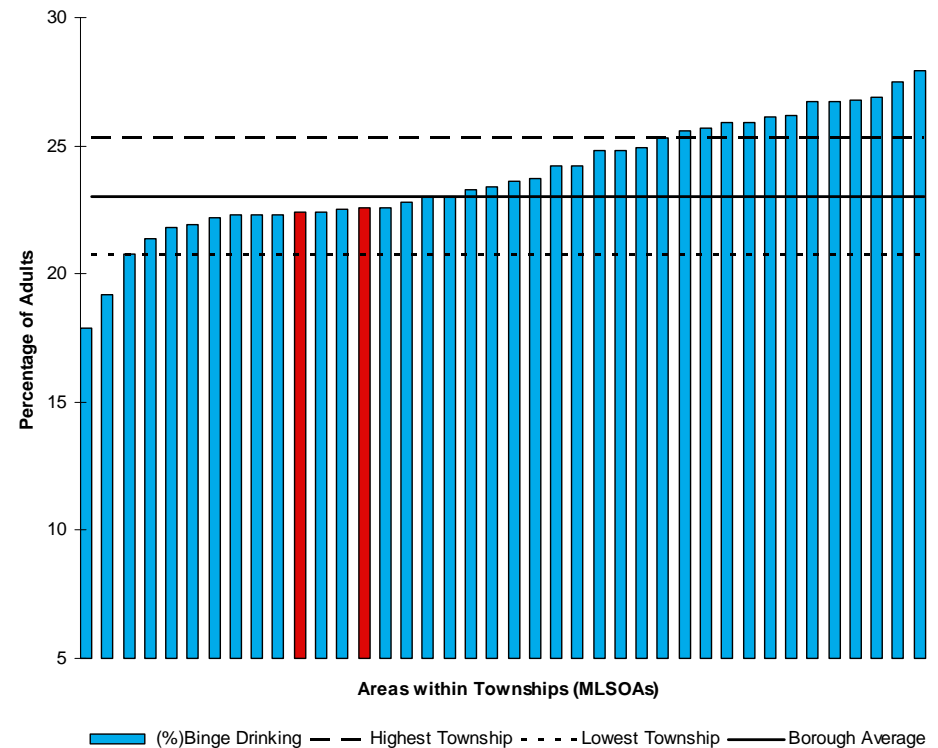


# Lifestyle

## Alcohol

- Estimates for adult binge drinking in Wigan borough suggest that 23% of the population binge drink. This is higher than the England average of 18%.
- Estimates suggest that 22.5% of adults in Orrell Billinge and Winstanley Township binge drink.
- While this is above the England estimate it is slightly below the Wigan Borough average.
- There is little difference between estimates for areas within this township.

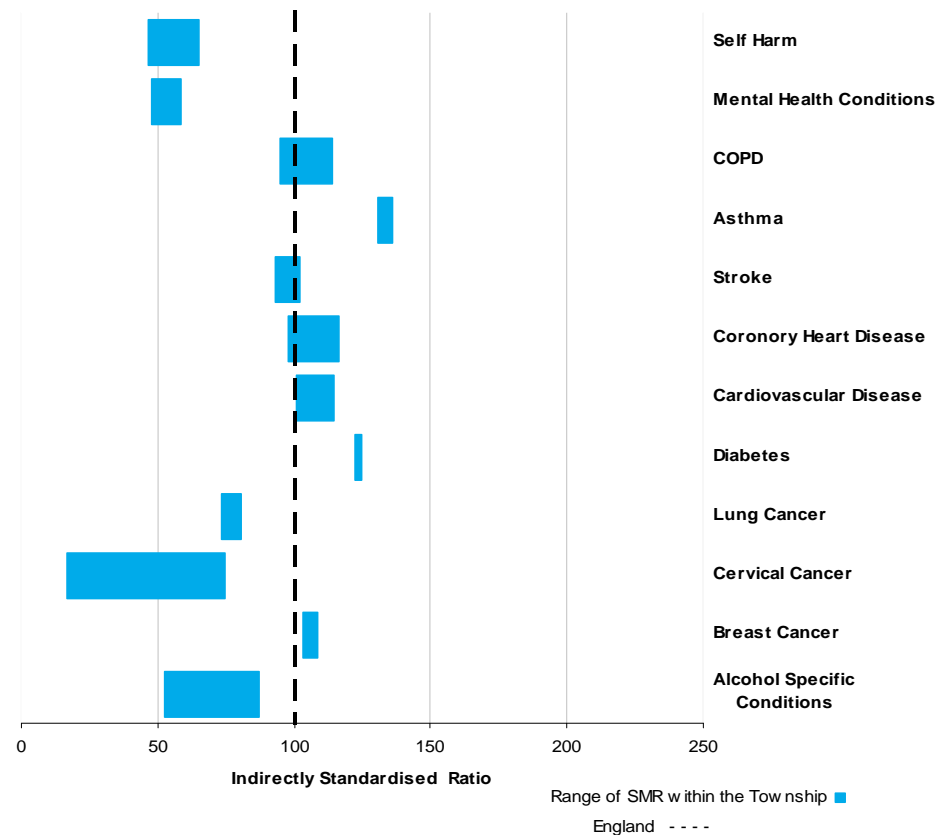
**Percentage of adults who binge drink across Wigan Borough with areas in Orrell Billinge Winstanley Township highlighted**



# Disease

- These ratios compare the expected disease levels with actual disease levels in a population.
- Overall the ratio for Orrell Billingie Winstanley Township indicate levels of disease approaching what would normally be expected in a similar population.
- There is a limited range, partly reflecting the fact that there are only two areas in Orrell Billingie Winstanley Township and suggesting that these areas are broadly similar in terms of health outcomes.
- Ratios for mental health and self harm are much lower than expected as are ratios for lung cancer, cervical cancer and alcohol specific conditions.
- Ratios for asthma and diabetes are high although they are still some of the lowest in Wigan Borough.

Range of standardised ratios between areas in Orrell Billingie Winstanley Township

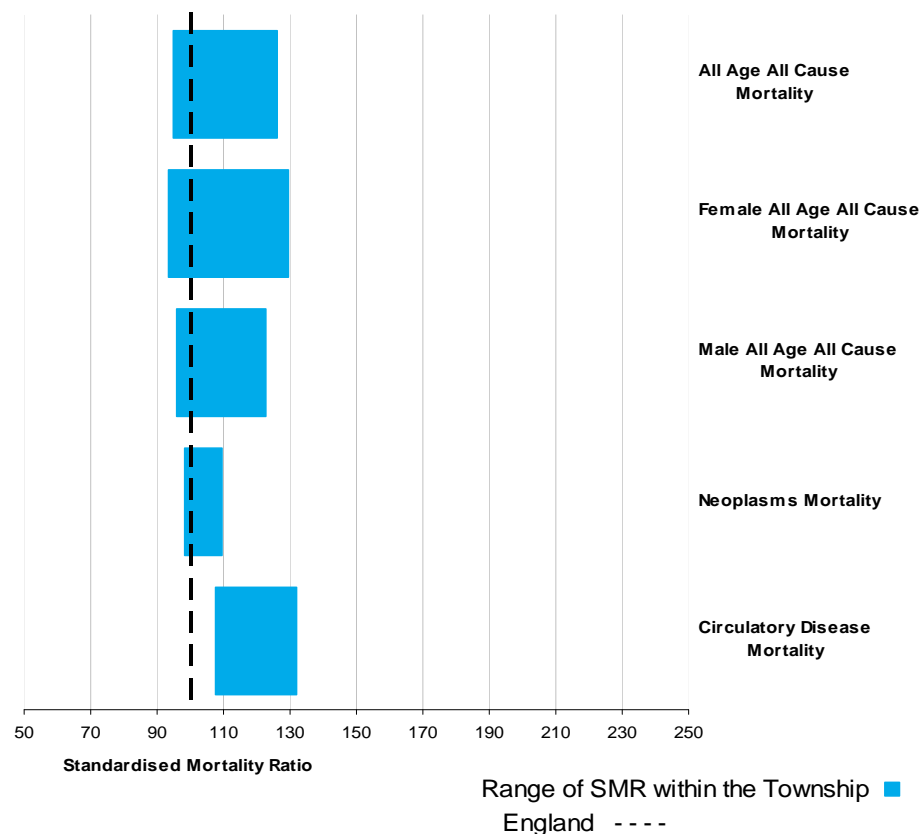


# Mortality

## All Age

- These standardised mortality ratios compare the expected levels of mortality with actual mortality.
- Compared to other townships in Wigan Borough Orrell Billinge Winstanley Township has relatively low mortality ratios.
- The east area consistently has the lowest for all age mortality in Orrell Billinge Winstanley Township.
- The west area of Orrell Billinge Winstanley Township consistently has the highest ratios in this township indicating higher than expected levels of mortality.

Range of standardised mortality ratios (SMR) between areas in Orrell Billinge Winstanley Township

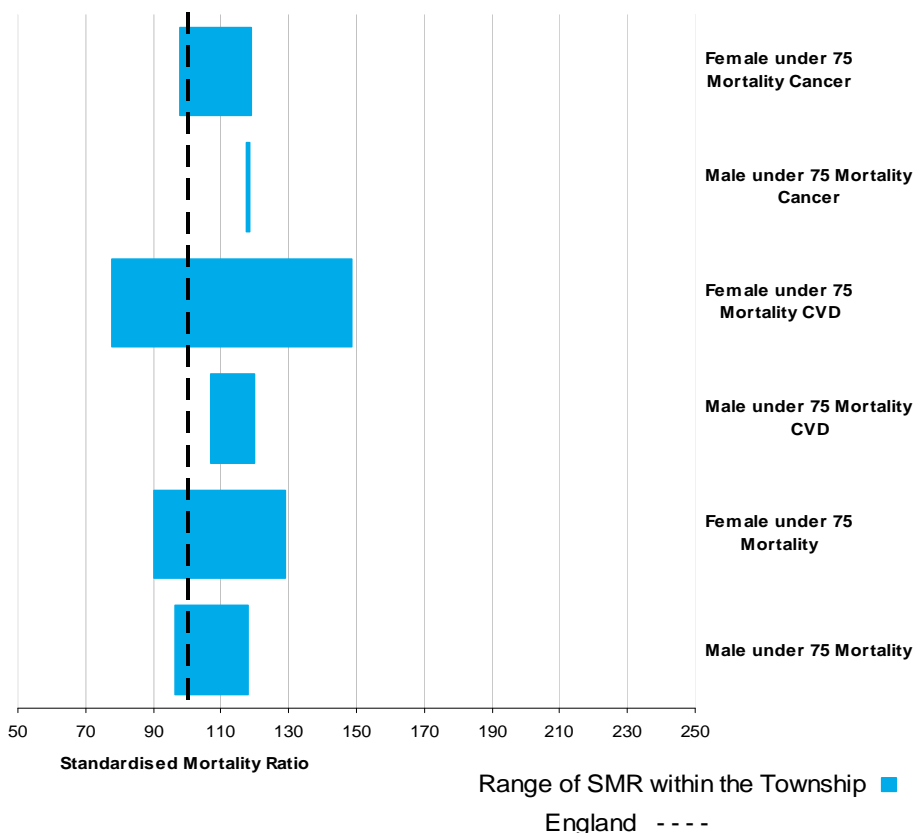


# Mortality

## Early Deaths (under 75 years old)

- These standardised mortality ratios compare the expected levels of mortality with actual mortality.
- Mortality ratios tend to be higher in the western area of Orrell Billinge Winstanley Township except for the SMR for male cancer mortality which is slightly higher in the east.
- The broadest range is seen for female cardiovascular mortality. The east of Orrell Billinge Winstanley Township has very low ratio where as the west has a particularly high ratio although not one of the highest in the borough.

Range of standardised mortality ratios (SMR) between areas in Orrell Billinge Winstanley Township



# Summary Table

Shorthand used in this report		West	East
MLSOA Code		E02001304	E02001307
Lifestyle (Model based estimates)	1 Smoking (%)	17.9	20.3
	2 Obesity (%)	26	26.9
	3 Consumption of Fruit and Vegetables (%)	23.4	23.7
	4 Binge Drinking (%)	22.4	22.6
Disease (Indirectly Standardised Ratios)	5 Self Harm	65.09	46.61
	6 Mental Health Conditions	58.65	47.88
	7 COPD	114.2	95.01
	8 Asthma	130.68	135.75
	9 Stroke	102.21	93.06
	10 Coronary Heart Disease	116.16	97.58
	11 Cardiovascular Disease	114.48	100.91
	12 Diabetes	124.91	122.34
	13 Lung Cancer	73.62	80.28
	14 Cervical Cancer	74.5	16.6
	15 Breast Cancer	103.33	108.33
	16 Alcohol Specific Conditions	87.08	52.46
Mortality All Age (Standardised Mortality Ratios)	17 AAACM	126.31	94.66
	18 AAACM - Males	122.66	95.63
	19 AAACM - Females	129.56	93.38
	20 Neoplasms Mortality	109.48	98.5
Mortality Early Deaths (Standardised Mortality Ratios)	21 Circ. Disease Mortality	131.96	107.38
	22 <75 Male Mortality	118.1	96.55
	23 <75 Female Mortality	128.75	90.2
	24 <75 Male Cancer Mortality	117.55	118.5
	25 <75 Female Cancer Mortality	119	97.84
	26 <75 Male CVD Mortality	119.67	107.05
	27 <75 Female CVD Mortality	148.35	77.96

## Further information:

The data in this report can be accessed and mapped via the Wigan local information system (W.I.S.D.O.M.) via <http://kinnear.wigan.gov.uk/iads/> Go to the data views section and access "Health Summary Data (MSOA)"

This data has been sourced from the North West Public Health Observatory ([www.nwphd.net](http://www.nwphd.net)).

Contact Antoinette Egan,  
antoinette.egan@alwpct.nhs.uk

1. Percentage Smoking (16+): ONS Synthetic estimate (2003-2005). 2. Percentage Obese (16+): ONS Synthetic estimate (2003-2005). 3. Percentage of Adults Eating 5 or More Portions of Fruit or Vegetables a Day (16+): ONS Synthetic estimate (2003-2005). 4. Percentage Binge Drinking (16+): ONS Synthetic estimate (2003-2005). 5. Self Harm: Hospitalised Incidence. Indirectly standardised ratio for emergency admission to hospital for self harm (2001-2005). 6. Mental Health Conditions: Hospitalised Prevalence. Indirectly standardised ratio for emergency or elective admission to hospital for mental health conditions (2001-2005). 7. Chronic Obstructive Pulmonary Disease: Hospitalised Prevalence. Indirectly standardised ratio for emergency or elective admission to hospital for chronic obstructive pulmonary disease (2001-2005). 8. Asthma: Hospitalised Prevalence. Indirectly standardised ratio for emergency or elective admission to hospital for alcohol specific conditions (2001-2005). 9. Stroke: Hospitalised Incidence. Indirectly standardised ratio for emergency admission to hospital for stroke (2001-2005). 10. Coronary Heart Disease: Hospitalised Incidence. Indirectly standardised ratio for emergency admission to hospital for coronary heart disease (2001-2005). 11. Cardiovascular Conditions: Hospitalised Incidence. Indirectly standardised ratio for emergency admission to hospital for cardiovascular conditions (2001-2005). 12. Diabetes: Hospitalised Prevalence. Indirectly standardised ratio for emergency or elective admission to hospital for diabetes (2001-2005). 13. Lung Cancer: Hospitalised Prevalence. Indirectly standardised ratio for emergency or elective admission to hospital for lung cancer conditions (2001-2005). 14. Cervical Cancer- Female: Hospitalised Prevalence. Indirectly standardised ratio for emergency or elective admission to hospital for cervical cancer (2001-2005). 15. Breast Cancer - Female: Hospitalised Prevalence. Indirectly standardised ratio for emergency or elective admission to hospital for breast cancer (2001-2005). 16. Alcohol Specific Conditions: Hospitalised Prevalence. Indirectly standardised ratio for emergency or elective admission to hospital for alcohol specific conditions (2001-2005). 17. All Age All Cause Mortality (AAACM). Indirectly standardised ratio. All persons who died of any cause (2001-2005). 18. All Age All Cause Mortality - Females. Indirectly standardised ratio. All males all ages who died from all causes (2001-2005). 19. All Age All Cause Mortality - Males. Indirectly standardised ratio. All males all ages who died from all causes (2001-2005). 20. Neoplasms Mortality. Indirectly standardised ratio. All persons who died of any neoplasm (2001-2005). 21. Circulatory Disease Mortality. Indirectly standardised ratio. All persons who died of circulatory disease (2001-2005). 22. Under 75 Years Mortality from All Causes - Females. Indirectly standardised ratio. All females aged under 75 years who died from all causes (2001-2005). 23. Under 75 Years Mortality from All Causes - Males. Indirectly standardised ratio. All males aged under 75 years who died from all causes (2001-2005). 24. Under 75 Mortality from CVD - Females. Indirectly standardised ratio. All females aged under 75 years who died of cardiovascular disease (2001-2005). 25. Under 75 Mortality from CVD - Males. Indirectly standardised ratio. All males aged under 75 years who died of cardiovascular disease (2001-2005). 26. Under 75 Years Mortality from Cancer - Females. Indirectly standardised ratio. All females aged under 75 years who died of cancer (2001-2005). 27. Under 75 Years Mortality from Cancer - Males. Indirectly standardised ratio. All males aged under 75 years who died of cancer (2001-2005).